

INSTRUCTION SHEET

U462220H Boulder Upholstered Bed Headboard King
 U462220F Boulder Upholstered Bed Footboard King
 U462220R Boulder Upholstered Bed Rails King
 U462A220H River Rock Upholstered Bed Headboard King
 U462A220F River Rock Upholstered Bed Footboard King
 U462A220R River Rock Upholstered Bed Rails King
 UFI-KSR King Slat Roll

ASSEMBLY INSTRUCTIONS

Thank you for purchasing this quality product. Be sure to check all packing material carefully for small parts that may have come loose inside the carton during shipping.

Caution: (1) These parts are cumbersome and heavy. This product can best be assembled with the assistance of one or more persons in order to prevent personal injury and to insure parts are not damaged during the assembly process. If dirty, clean finished parts with mild dishwashing liquid and water solution applied on a damp cloth. The cloth should not be excessively wet. Polish finish with a soft cloth and an industry recognized furniture polish.

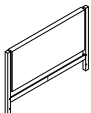




(2) To prevent damage to your floor or carpet, please check the bottom of each piece of furniture for stain residue and rough surfaces and also check for staples or nails left after removing the packaging material. The manufacturer will not be held responsible if preventative steps are not taken prior to installation.

(3) Unpack and dispose of all packing material but be careful not to throw away any assembly parts or hardware. Read the instruction sheet and parts list carefully. Remove all staples and screws used for packaging carefully using pliers and (or) screwdrivers to prevent injury and scratching or damaging flooring.

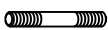




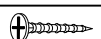
(4) During normal use everyday, screws, bolts, nuts and wooden plugs may loosen up. They should be periodically inspected and re-tightened to prevent damage to the furniture and (or) personal property or cause injury. Always check to be sure all hardware on this list and the above mentioned components is attached to the furniture properly and kept tightened at all times.

OPTION 1: MATTRESS WITH FOUNDATION

Parts List:

Description	Sketch	QTY
Headboard (A)		1 pc
Footboard (B)		1 pc
Side Rail (C)		2 pcs
Support Leg (D)		10 pcs
Slat (E)		5 pcs

Side Rail Hardware List:

1	Threaded bolt	5/16"x3"		8 pcs
2	Curved washer	5/16"		8 pcs
3	Spring washer	5/16"		8 pcs
4	Nut	5/16"		8 pcs
5	Wrench	12mm		1 pc
6	Screw	#8x1-1/4"		10 pcs

Assembly Procedure: (Please follow the sketches below.)

Step 1: Unpack, inspect, and read assembly instruction carefully. Lay out the parts and hardware. Make sure the quantity of each is correct.

Step 2: Assemble Side rails (C) to Headboard (A) and Footboard (B) using Threaded bolt (1), Curved washer (2), Spring washer (3), Nut (4). Tighten all nuts securely with Wrench (5), but do not over tighten.

Step 3: Assemble Support legs (D) into Slats (E).

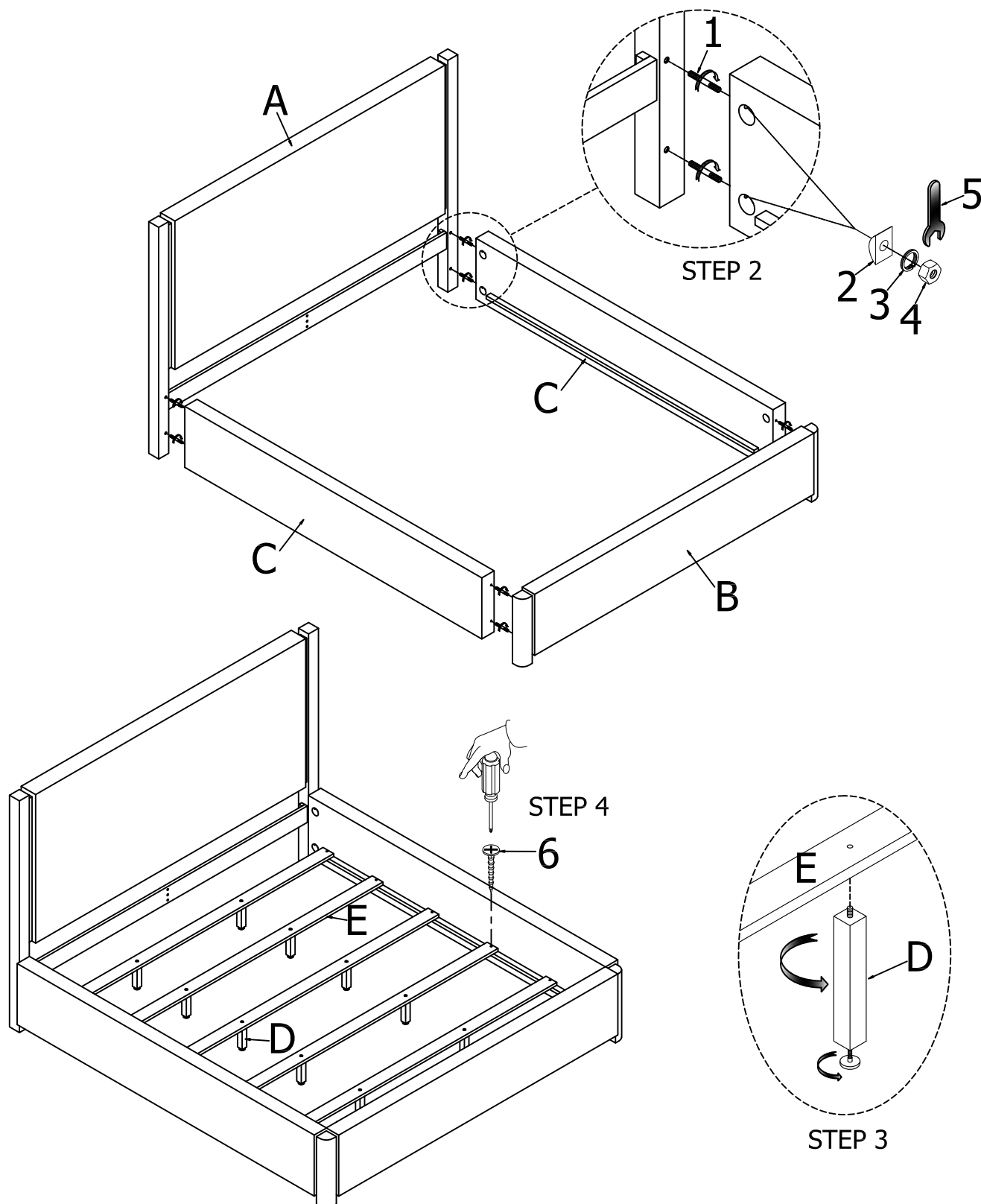
Step 4: Attach Slats (E) on the Side rails (C) using Screws (6) as shown. Adjust the height of Support legs (D) by turning adjustable levelers located on the bottom of Support legs (D), clockwise to lower and counterclockwise to raise.

Assembly is now complete.

INSTRUCTION SHEET

ASSEMBLY INSTRUCTIONS

U462220H Boulder Upholstered Bed Headboard King
U462220F Boulder Upholstered Bed Footboard King
U462220R Boulder Upholstered Bed Rails King
U462A220H River Rock Upholstered Bed Headboard King
U462A220F River Rock Upholstered Bed Footboard King
U462A220R River Rock Upholstered Bed Rails King
UFI-KSR King Slat Roll



INSTRUCTION SHEET

ASSEMBLY INSTRUCTIONS

U462220H Boulder Upholstered Bed Headboard King
 U462220F Boulder Upholstered Bed Footboard King
 U462220R Boulder Upholstered Bed Rails King
 U462A220H River Rock Upholstered Bed Headboard King
 U462A220F River Rock Upholstered Bed Footboard King
 U462A220R River Rock Upholstered Bed Rails King
 UFI-KSR King Slat Roll

OPTION 2: MATTRESS ONLY - NOTE: CENTER RAIL, SLAT ROLL AND HARDWARE SOLD SEPERATELY

Parts List:

Description	Sketch	QTY
Headboard (A)		1 pc
Footboard (B)		1 pc
Side Rail (C)		2 pcs
Center Rail (F)		1 pc
Center rail support leg (G)		1 pc
Slat roll (H)		1 set

Side Rail Hardware List:

1	Threaded bolt	5/16"x3"		8 pcs
2	Curved washer	5/16"		8 pcs
3	Spring washer	5/16"		8 pcs
4	Nut	5/16"		8 pcs
5	Wrench	12mm		1 pc
6	Screw	#8x1-1/4"		10 pcs

Center Rail Hardware List:

1	Threaded bolt	5/16"x3"		2 pcs
2	Curved washer	5/16"		2 pcs
3	Spring washer	5/16"		2 pcs
4	Nut	5/16"		2 pcs
6	Screw	#8x1-1/4"		12 pcs
7	Wood dowel	ø10x40mm		4 pcs

Assembly Procedure: (Please follow the sketches below.)

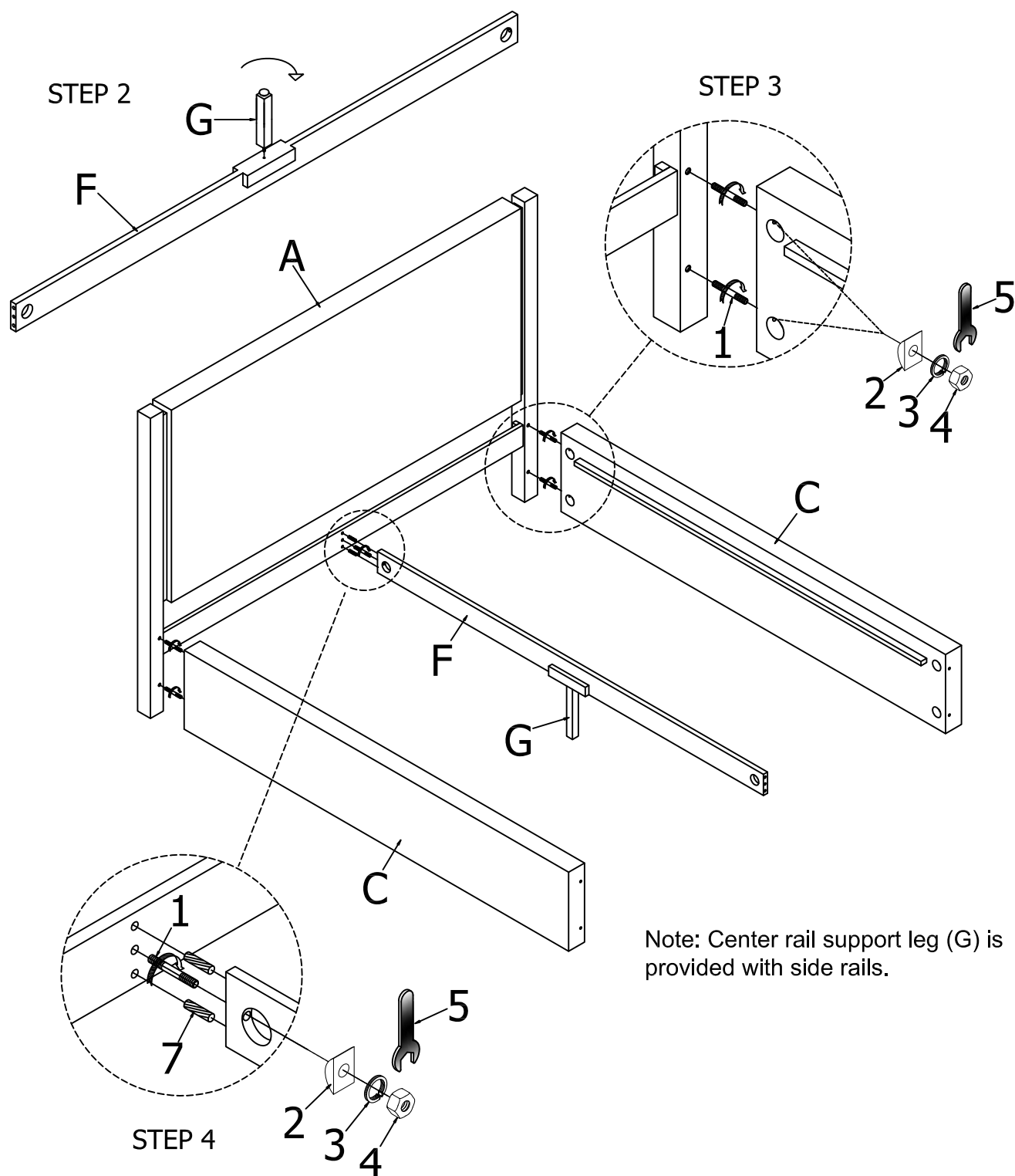
- Step 1:** Unpack, inspect, and read assembly instruction carefully. Lay out the parts and hardware. Make sure the quantity of each is correct.
- Step 2:** Assemble Center rail support leg (G) into Center rail (F).
- Step 3:** Assemble Side rails (C) to headboard (A) using Threaded bolt (1), Curved washer (2), spring washer (3), nut (4). Tighten all nuts securely with Wrench (5), but do not over tighten.
- Step 4:** Insert the dowel (7) into the Headboard (A) as shown. Assemble Center rail (F) to headboard (A) using Threaded bolt (1), Curved washer (2), spring washer (3), nut (4). Tighten all nuts securely with Wrench (5), but do not over tighten.
- Step 5:** Insert the dowel (7) into the Footboard (B) as shown. Assemble the footboard (B) to the Center rail (F) and the side rails (C) using Threaded bolt (1), Curved washer (2), spring washer (3), nut (4). Tighten all nuts securely with Wrench (5), but do not over tighten.
- Step 6:** Attach the slat roll (H) on the side rails (C) using screws (6) as shown. Adjust the height of center rail support leg (G) by turning adjustable leveler located on the bottom of center rail support leg (G), clockwise to lower and counterclockwise to raise.

Assembly is now complete.

INSTRUCTION SHEET

ASSEMBLY INSTRUCTIONS

U462220H Boulder Upholstered Bed Headboard King
 U462220F Boulder Upholstered Bed Footboard King
 U462220R Boulder Upholstered Bed Rails King
 U462A220H River Rock Upholstered Bed Headboard King
 U462A220F River Rock Upholstered Bed Footboard King
 U462A220R River Rock Upholstered Bed Rails King
 UFI-KSR King Slat Roll



INSTRUCTION SHEET**ASSEMBLY INSTRUCTIONS**

U462220H Boulder Upholstered Bed Headboard King
U462220F Boulder Upholstered Bed Footboard King
U462220R Boulder Upholstered Bed Rails King
U462A220H River Rock Upholstered Bed Headboard King
U462A220F River Rock Upholstered Bed Footboard King
U462A220R River Rock Upholstered Bed Rails King
UFI-KSR King Slat Roll

